

# Micropipette Dispenser



NEXTY series



PETIT-PET



Micro Dropper



Peggy



# NEXTY-S / NEXTY

## Are you stressed out about pipette volume setting??

NEXTY has 2 kind dials of volume setting.

These dials relieve your stress from volume setting because setting volume will be faster.

**Thin type Push Button**   **Mushroom-shaped Push Button**

### Easy-to-push Buttons


Thin and Mushroom-shaped two types of push buttons realize fatigue-free and reduce the hand load. A precise volume setting dial for accurate minimum scale unit setting. (1/1000)

**The world's first!!**

**Triple-Speed Turbo Dial\***

NEXTY's triple-speed turbo dial performs easy-to-use volume setting. One rotation of Triple Dial is equal to 3.5 rotations of the ordinary push-button dial which is useful when making a large sample volume change.

\*\*Granted Patent



### Lock lever\*

Push button and turbo dial's rotation can be locked by this lock lever. Can prevent the deviations in volume setting.



### Eject button

A design that is unobtrusive during dispensing and easy to press during ejection.



### Color-coded

NEXTY's push button has different color by each maximum volume.



### Digital indicator\*

Scale is easy to look at because display is three digit. Can set 1/1000 volume of maximum.

\* Except Fixed Volume Pipettes

## Made in Japan Reliability and Quality

Every aspect of the NEXTY pipette is manufactured in our factory in Japan. From the production of parts, to the final assembly and calibration it is all done inhouse. We also have a calibration, repair and maintenance facility inhouse.

## Strict Quality Control

Quality inspection of every unit is performed in a dedicated controlled environment.



## 1 Year Guarantee

NEXTY pipettes have 1 year guarantee from the date of purchase. Every unit ships with an accuracy inspection report (unique to each serial number) and a product warranty.



\*\*US8646343B2 / CN102101065B / EP2329885B1 (the United Kingdom of Great Britain, France, Germany, Italy)




NEXTY-S Single Channel Pipettes

Light, Slim, Easy-to-grip design



- Lock lever
- Color-coded
- Digital indicator



Autoclavable bottom parts

The nozzle cone and eject cone can be taken off and autoclaved.

\*The nozzle-cone, O-rings, and seal rings can all be autoclaved, which means there's no need to remove the O-rings and seal rings for the autoclaving process.



Cat. No.	Item	The Scale Range	Volume	Accuracy	Precision	Compatible tip	Packaging
NT-S2	NEXTY-S2 Single Channel Pipette 0.2–2 µL	0.001 µL	0.2 µL	± 15.0%	≤ 8.0%	<b>204</b> / 207	1 unit
			2 µL	± 2.5%	≤ 1.0%		
NT-S10	NEXTY-S10 Single Channel Pipette 1–10 µL	0.01 µL	1 µL	± 5.0%	≤ 2.5%	204 / <b>207</b>	1 unit
			10 µL	± 1.0%	≤ 0.5%		
NT-S20	NEXTY-S20 Single Channel Pipette 2–20 µL	0.01 µL	2 µL	± 6.0%	≤ 3.0%	<b>705</b> / 703 / 503	1 unit
			20 µL	± 1.0%	≤ 0.5%		
NT-S100	NEXTY-S100 Single Channel Pipette 10–100 µL	0.1 µL	10 µL	± 2.0%	≤ 1.0%	<b>705</b> / 703 / 503 / 505 / 801	1 unit
			100 µL	± 0.8%	≤ 0.3%		
NT-S200	NEXTY-S200 Single Channel Pipette 20–200 µL	0.1 µL	20 µL	± 2.0%	≤ 1.0%	<b>705</b> / 703 / 503 / 505 / 801	1 unit
			200 µL	± 0.8%	≤ 0.3%		
NT-S1000	NEXTY-S1000 Single Channel Pipette 100–1000 µL	1 µL	100 µL	± 2.0%	≤ 0.6%	502 / <b>706</b> / 804 / 806 / 805	1 unit
			1000 µL	± 0.8%	≤ 0.3%		
NT-S5000	NEXTY-S5000 Single Channel Pipette 500–5000 µL	5 µL	500 µL	± 2.0%	≤ 0.6%	<b>401</b>	1 unit
			5000 µL	± 0.8%	≤ 0.3%		

Note: Each pipette is calibrated with the tip denoted in bold. Using other compatible tips may result in slight deviations in performance.



Coming soon **NEXTY-S Multi Channel Pipettes**

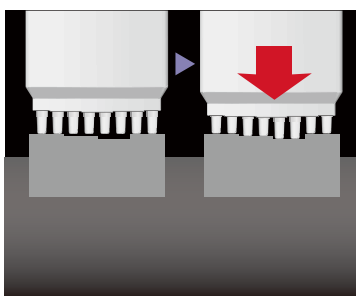
Lightweight Multi Channel Pipettes.  
Light-weighted body and user-friendly design reduce handling stress.

Triple-Speed Turbo Dial

Thin type Push Button

- Lock lever
- Color-coded
- Digital indicator

### 8 channel multi-suspension system



8 lanes are respectively equipped with independent suspension to ensure tip insertion.



Shape and specifications are subject to change without notice for improvement.

Cat. No.	Item	The Scale Range	Volume	Accuracy	Precision	Compatible tip	Packaging
NT-S810	NEXTY-S 8 Multi Channel Pipette 1–10 µL	0.01 µL	1 µL	± 8.0%	≤ 5.0%	<b>207</b> / 204	1 unit
			10 µL	± 2.0%	≤ 1.0%		
NT-S8100	NEXTY-S 8 Multi Channel Pipette 10–100 µL	0.1 µL	10 µL	± 3.0%	≤ 2.0%	<b>705</b> / 703 / 503	1 unit
			100 µL	± 1.0%	≤ 0.5%		
NT-S8200	NEXTY-S 8 Multi Channel Pipette 20–200 µL	0.1 µL	20 µL	± 3.0%	≤ 1.0%	<b>705</b> / 703 / 503 / 505 / 801	1 unit
			200 µL	± 1.0%	≤ 0.5%		
NT-S8300	NEXTY-S 8 Multi Channel Pipette 50–300 µL	0.1 µL	50 µL	± 3.0%	≤ 1.0%	<b>505</b>	1 unit
			300 µL	± 0.6%	≤ 0.3%		

Note: Each pipette is calibrated with the tip denoted in bold. Using other compatible tips may result in slight deviations in performance.



NEXTY Autoclavable Pipettes

Fully autoclavable.

Anytime autoclaving, everytime sterilized pipettes available.



- Lock lever
- Color-coded
- Digital indicator



Tool for Assembly and Disassembly

Attach the convenient tool for assembly and disassembly when you need maintenance of NEXTY.  
\* Only NEXTY-A5000 is excluded.



**Caution:**  
Do Not Touch immediately after autoclave, because of Hot surface of autoclavable NEXTY.

Cat. No.	Item	The Scale Range	Volume	Accuracy	Precision	Compatible tip	Packaging
NT-A2	NEXTY-A2 Autoclavable Pipette 0.2–2 µL	0.001 µL	0.2 µL	± 15.0%	≤ 8.0%	<b>204</b> / 207	1 unit
			2 µL	± 2.5%	≤ 1.0%		
NT-A10	NEXTY-A10 Autoclavable Pipette 1–10 µL	0.01 µL	1 µL	± 5.0%	≤ 2.5%	204 / <b>207</b>	1 unit
			10 µL	± 1.0%	≤ 0.5%		
NT-A20	NEXTY-A20 Autoclavable Pipette 2–20 µL	0.01 µL	2 µL	± 6.0%	≤ 3.0%	<b>705</b> / 703 / 503	1 unit
			20 µL	± 1.0%	≤ 0.5%		
NT-A100	NEXTY-A100 Autoclavable Pipette 10–100 µL	0.1 µL	10 µL	± 2.0%	≤ 1.0%	<b>705</b> / 703 / 503 / 505 / 801	1 unit
			100 µL	± 0.8%	≤ 0.3%		
NT-A200	NEXTY-A200 Autoclavable Pipette 20–200 µL	0.1 µL	20 µL	± 2.0%	≤ 1.0%	<b>705</b> / 703 / 503 / 505 / 801	1 unit
			200 µL	± 0.8%	≤ 0.3%		
NT-A1000	NEXTY-A1000 Autoclavable Pipette 100–1000 µL	1 µL	100 µL	± 2.0%	≤ 0.6%	502 / <b>706</b> / 804 / 806 / 805	1 unit
			1000 µL	± 0.8%	≤ 0.3%		
NT-A5000	NEXTY-A5000 Autoclavable Pipette 500–5000 µL	5 µL	500 µL	± 2.0%	≤ 0.6%	<b>401</b>	1 unit
			5000 µL	± 0.8%	≤ 0.3%		

Note: Each pipette is calibrated with the tip denoted in bold. Using other compatible tips may result in slight deviations in performance.



## NEXTY Fixed Volume Pipettes

The sample volume can be customized upon request.

Mushroom-shaped Push Button

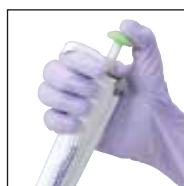
AC Autoclavable Bottom Parts only

- Color-coded
- Autoclavable bottom parts



### Eject button

The unique design of our eject button provides easy and comfortable ejecting and dispensing.



### Smooth & Steady stroke

Our NEXTY series of pipette passing half a million repetitive stroke tests, always have a smooth and precise stroke by adopting stable spring system and PBT internal plunger which is highly resistant to chemicals.

### Volume Change Tool Kit

for NEXTY Fixed Volume Pipette

The pipette can be customized as an "original fixed pipette" by setting the desired capacity.



See more:

[watsonbiolab vol-change](#)

Cat. No.	Item	Unit
NT-FVC	Volume Change Tool Kit	1 unit

Cat. No.	Item	Volume	Accuracy	Precision	Compatible tip	Packaging
NT-F10	NEXTY-F10 fixed volume pipette 10 µL	10 µL	± 1.0%	≤ 0.5%	204 / 207	1 unit
NT-F20	NEXTY-F20 fixed volume pipette 20 µL	20 µL	± 1.0%	≤ 0.5%	703 / 705	1 unit
NT-F100	NEXTY-F100 fixed volume pipette 100 µL	100 µL	± 0.8%	≤ 0.3%	703 / 705	1 unit
NT-F200	NEXTY-F200 fixed volume pipette 200 µL	200 µL	± 0.8%	≤ 0.3%	703 / 705	1 unit
NT-F1000	NEXTY-F1000 fixed volume pipette 1000 µL	1000 µL	± 0.8%	≤ 0.3%	706 / 804	1 unit
NT-F5000	NEXTY-F5000 fixed volume pipette 5000 µL	5000 µL	± 0.8%	≤ 0.3%	401	1 unit

## NEXTY Pipette Stand



\*The product package does not include pipettes.

Dimensions of the stand body:  
Height—approx. 330 mm,  
Maximum diameter—approx. 200 mm

### Pipette Carrousel Stand for NEXTY series.

Pipette Stand combining functionality and excellent design.

Our Pipette Stand is compatible with some pipettes from other manufacturers.

#### Easy to hold



#### Easy to hang



#### Smooth rotation



#### Compact



Cat. No.	Item	Packaging
NT-STD	NEXTY Pipette Carrousel Stand	1 unit



PETIT-PET

compact pipette variable with 3 volumes **PETIT-PET**

1 pipette, 3 volumes adjustable.  
Compact, Reasonable, and Simple pipette.



### Flexible sample volume setting

Ex.) Able to select aspiration volume out of  
10 µL, 15 µL, 25 µL (PETIT-PET-25)

- 10 µL × 2times = 20 µL
- 10 µL + 25 µL = 35 µL
- 25 µL × 2times = 50 µL



### Compact & Easy-to-carry

- Able to carry (PETIT-PET) outside in stead of your Lab's pipette
- Usable for field research

Ex.) For collection of bacteria, fungi etc, from the soil mixture

### Reasonable Disposable Pipette

- Feel free to use without regard to cost
- Suitable for experiments not required  
for accurate and precise aspiration/discharge

Ex.) For collection of patient blood from the test tube  
For collection of patient urine from the urine cup

**\*This pipette is NOT designed for use as a blow-out pipette.**

Cat. No.	Item	Compatible tip	Packaging
PETIT-PET -25	Three volume variable ease petit pipette 10/15/25 µL	204 / 207	10 pieces / unit
PETIT-PET -250	Three volume variable ease petit pipette 70/100/250 µL	705 / 703 / 505 / 801	10 pieces / unit
PETIT-PET -1000	Three volume variable ease petit pipette 200/300/1000 µL	706 / 804 / 806 / 805	10 pieces / unit
PETIT-PET -5000	Three volume variable ease petit pipette 1500/3000/5000 µL	401	10 pieces / unit



## Repetitive Pipette *Micro Dropper*

Applicable for the convective dispensing.

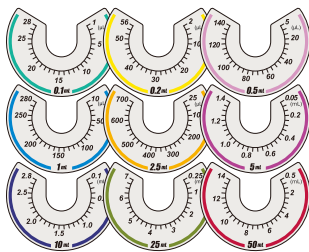
# Micro Dropper

### Positive-displacement principle



The piston of the syringe tip touches the sample directly. Aspirating without air prevent contamination being into the body itself, resulting in accuracy suctioning and dispensing.

- Each syringe can be set 28 volume of dispensing steps, allowing up to 100 continuous dispensing times by 1 time filling.




9 grades for each syringe (image)

- 9 syringe tips cover a range of dispensing volumes from 1µL to 14mL.

\* 1 µL dispensing...Using 0.1 mL syringe  
14 mL dispensing...Using 50 mL syringe

- Body: Autoclavable**  
(Graduation Plate: NOT Autoclavable)



#### Contents

- Micro Dropper (Body)
- Adapter for large volume syringe (10mL, 25mL, 50mL)
- Graduation plate (0.1mL~50mL, 9 plates)
- User manual

Cat. No.	Item	Packaging
MD-01	Repetitive Pipette "Micro Dropper"	1unit / box

Shape and specifications are subject to change without notice for improvement.

Repetitive Pipette "Micro Dropper"



Coming soon

Syringe Tips for Micro Dropper



Syringe Tips for Micro Dropper



The first and last dispensing volume is not accurate because it is impossible to dispense with the setting volume.

\* Adaptor is only available for large volume syringe (10mL, 25mL and 50mL).  
More details are subject to negotiation.

Shape and specifications are subject to change without notice for improvement.

Cat. No.	Item		Aspiration Volume max.	Dispensing Volume max.	Dispensing Volume min.	Packaging
1654-001	0.1 mL, Syringe Tips for Micro Dropper		100 µL	28 µL	1 µL	50 pieces / bag
1654-001S	0.1 mL, Syringe Tips for Micro Dropper	Sterilized	100 µL	28 µL	1 µL	50 pieces (individual packaging)
1654-002	0.2 mL, Syringe Tips for Micro Dropper		200 µL	56 µL	2 µL	50 pieces / bag
1654-002S	0.2 mL, Syringe Tips for Micro Dropper	Sterilized	200 µL	56 µL	2 µL	50 pieces (individual packaging)
1654-005	0.5 mL, Syringe Tips for Micro Dropper		500 µL	140 µL	5 µL	50 pieces / bag
1654-005S	0.5 mL, Syringe Tips for Micro Dropper	Sterilized	500 µL	140 µL	5 µL	50 pieces (individual packaging)
1654-010	1 mL, Syringe Tips for Micro Dropper		1 mL	280 µL	10 µL	50 pieces / bag
1654-010S	1 mL, Syringe Tips for Micro Dropper	Sterilized	1 mL	280 µL	10 µL	50 pieces (individual packaging)
1654-025	2.5 mL, Syringe Tips for Micro Dropper		2.5 mL	700 µL	25 µL	50 pieces / bag
1654-025S	2.5 mL, Syringe Tips for Micro Dropper	Sterilized	2.5 mL	700 µL	25 µL	50 pieces (individual packaging)
1654-050	5 mL, Syringe Tips for Micro Dropper		5 mL	1.4 mL	50 µL	50 pieces / bag
1654-050S	5 mL, Syringe Tips for Micro Dropper	Sterilized	5 mL	1.4 mL	50 µL	50 pieces (individual packaging)
1654-100	10 mL, Syringe Tips for Micro Dropper		10 mL	2.8 mL	100 µL	50 pieces / bag
1654-100S	10 mL, Syringe Tips for Micro Dropper	Sterilized	10 mL	2.8 mL	100 µL	30 pieces (individual packaging)
1654-250	25 mL, Syringe Tips for Micro Dropper		25 mL	7 mL	250 µL	50 pieces / bag
1654-250S	25 mL, Syringe Tips for Micro Dropper	Sterilized	25 mL	7 mL	250 µL	20 pieces (individual packaging)
1654-500	50 mL, Syringe Tips for Micro Dropper		50 mL	14 mL	500 µL	50 pieces / bag
1654-500S	50 mL, Syringe Tips for Micro Dropper	Sterilized	50 mL	14 mL	500 µL	20 pieces (individual packaging)



## Repetitive Pipette *Peggy*

Aspirate the sample all at once, dispense the necessary volume repetitively.

# Peggy

for  
**10 mL**  
**5 mL**  
pipette

### Precaution in case of using 5 mL serological pipette:

Please **DO NOT** set aspiration volume exceeding 5 mL in case that 5 mL serological pipette is used. It may cause an accidental liquid suction leading to malfunction on Peggy.



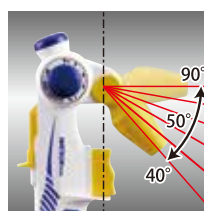
### Setting aspiration volume

Aspiration can be set in every 1 mL for setting range 1–13 mL.  
**Note: 13 mL can be dispensed in case that Watson 10 mL Serological Pipette is used.**




### Setting dispensing volume

Dispensing can be set in every 0.5 mL for setting range 0.5–5 mL.



### Flexible nozzle-angle

Adjustable nozzle angle in every 10 degrees up 50 degrees.



### Simple maintenance

Easy to remove & set spare parts  
- Nozzle cover: Autoclavable  
- Joint packing: Autoclavable  
- water stop filter: Replaceable

Cat. No.	Item	Aspiration Volume		Dispensing Volume		Packaging
		max.	min.	max.	min.	
PG-01	PEGGY-01 Repetitive Pipette "Peggy"	13 mL	1 mL	5 mL	0.5 mL	1 unit / box

## Aspiration



Set the aspiration volume using the aspiration-volume-setting dial.  
**Note: DO NOT set volume exceeding the volume of serological pipette.**



Attach the serological pipette to the Peggy nozzle.

**Point**  
Keeping the serological pipette vertically.

**Aspiration button**  
Push the aspiration button slowly to aspirate the sample. After aspiration, slowly lift the Peggy out of the test tube.

# 3

## Dispensing




Set the dispensing volume using the dispensing-volume-setting dial.

# 2

**Dispensing button**  
**Point**  
Make sure that the dispensing button returns all the way to the top after dispensing.

**Point**  
Keeping the serological pipette vertically.

Push the dispensing button one by one. Hold down the dispensing button until the solution no longer comes out of the pipette. Each time the button is pushed, the set volume is dispensed.



Dispensing volume can be changed for each dispensing.



PG-01-JP1  
Joint packing



PG-01-JP2  
Joint packing  
(non filter type)



PG-01-SF1  
Replaceable  
water stop filter

## Consumables for Peggy

Joint packing is autoclavable.

Cat. No.	Item	Packaging
PG-01-JP1	Joint packing for Peggy	1 piece / bag
PG-01-JP2	Joint packing for Peggy (non filter type)	1 piece / bag
PG-01-SF1	Replaceable water stop filter for Peggy	5 pieces / bag