

Preservation Plate (Nucleic acid (inc. in blood), microbials)

For compact storage of nucleic acid and microbials.

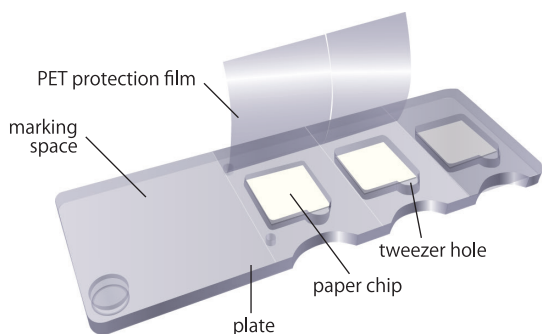
Product name	Preservation Plate (cellulose)
Cat. No.	176-301C
Plate dimension	76.0×26.0×2.5mm
Sample cell	3 sample cells / plate
Paper chip absorption volume	50uL / chip (in case of aqueous solution)
Max. sample content per chip	10uL / chip (in case of nucleic acid)
Elution ratio	Approx. 90% (in case of oligonucleotide)
Preservation temperature	25°C ≤ (Freezing is recommended for long period preservation.)
Accessory	User Instruction

* Read this user instruction carefully before use, and keep it reachable.

* Preservation Plate has been developed from the study result of MEXT's Intellectual Cluster Formation Project <Tokushima Region Noji group (The University of Tokushima)>.

Preservation of Samples

① Peel a protection film and expose paper chip surface.



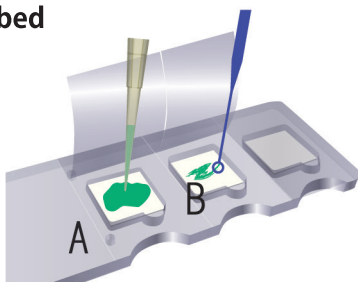
② Get your sample absorbed into paper chips.

A. For a liquid sample

Up to max. 50 μL can be pipetted.

B. For a sample from agar

Pick microbial in colony from agar and spread on a paper chip.




③ Dry in room temperature.

Dry the sample for at least 1 hour. Reduced pressure drying is recommended. Keep it under 50°C when heat drying in order to prevent devices from deteriorating. Make sure a sample to be preserved has resistance to the heat.

***Insufficient drying may result in faulty performance.**

④ Seal with PET protection film.



*** Make sure that the film is tightly applied. Loose sealing may cause contamination.**

⑤ How to preserve

Avoid high temperature, high humidity, strong lights for preservation.

It is recommended to store the plate in a cool dark place with desiccants.

High purity nucleic acid not contaminated by resolving enzyme etc. can be stored under room temperature.

To preserve E. coli etc. alive, store the plate under 10°C.

Freezing is not recommended because of such risks as contamination off sample by dew condensation, or deterioration of sample by freezing and melting. Do not store under temperature less than -40 °C as it may deteriorate and damage devices.

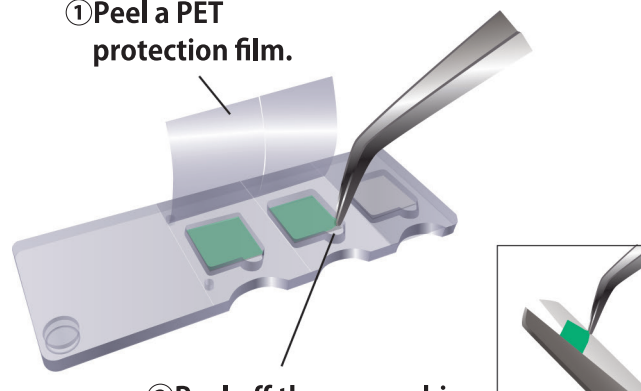
Conduct half-life test as preservation time varies depending on sample's type, purity and environment.

⚠ Precautions

- Do not use this product for other purposes than study.
- Wear gloves and a mask when using this product.
- This product is a disposable. Do not use more than once.
- Do not autoclave this product.
- Keep this product away from high temperature and/or high humidity after it is unpackaged.
- Keep a sample that is sealed in this product away from light, dusts or high humidity condition.
- Preservation life may vary depending on purity or other storage conditions of the sample. High purity nucleic acid is not resolvable in dry condition.
- Conduct half-life test to assess preservation life.
[half-life : $t(1/2) = \ln 2 / (\ln(100) - \ln(\text{survival ratio after 1 month}))$]


Extraction of Samples

① Peel a PET protection film.



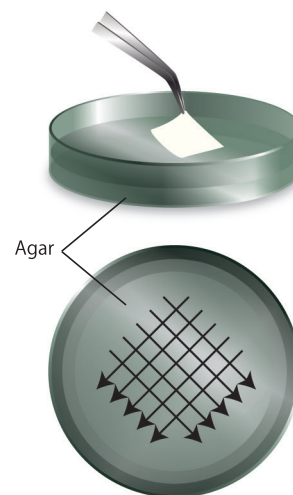
② Peel off the paper chip, cut it into the required size and put it into a tube.

In case of tube



Elute by adding eluent and mixing. In case of nucleotide, approx. 90% can be eluted in 3 minutes. Paper chips can be directly put into a container, without the step to elute a sample if it is used as primer or probe.

In case of agar



Rub the paper chip on agar.